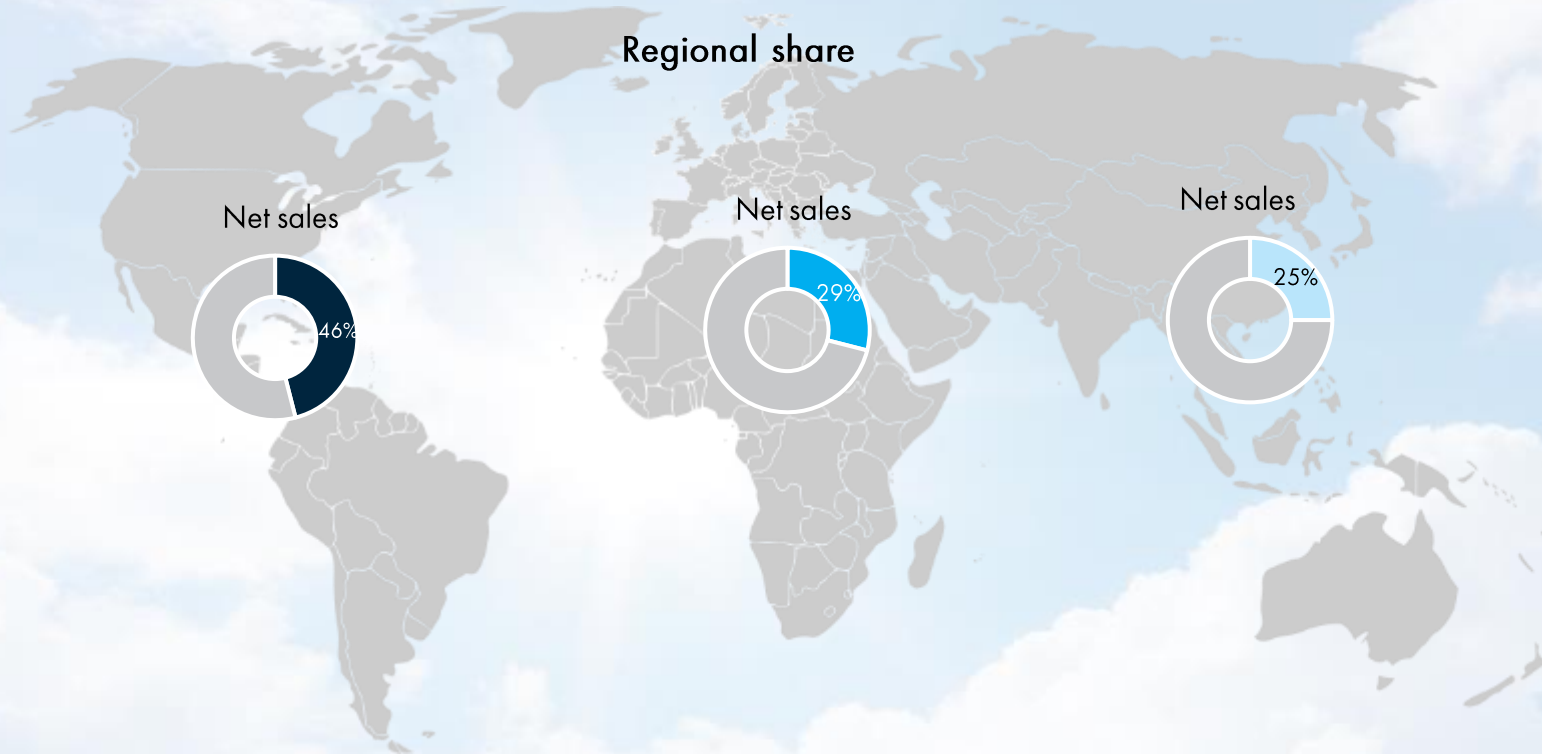
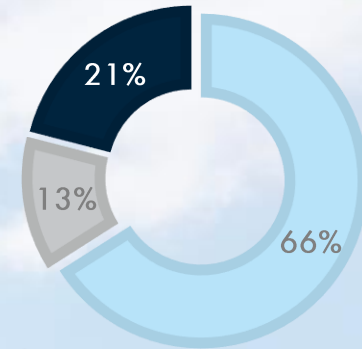


World leader in energy-efficient climate solutions

Regional share

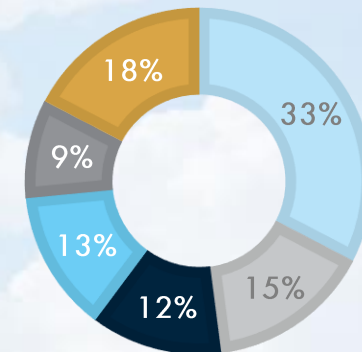


Net sales per business area



- AT- AirTech
- DCT - Data Center Technologies
- FT- FoodTech

Largest customer segments by net sales



- Industry incl battery
- Broiler
- Components
- Service
- DataCenter
- Other

Munters offers climate solutions where controlling indoor humidity, temperature and energy efficiency is mission-critical.

Our solutions reduce customers' climate and environmental impact through efficient resource consumption

Sales in number of countries

>30

Sales MSEK

10,386

Number of production plants

19

Adj. EBITA margin

10.3%

Number of employees


~3,940




Core technologies – dehumidification and evaporative cooling

Core Technologies

Evaporative cooling pads



Rotors with desiccant drying wheel



AirTech offering

Dehumidifiers

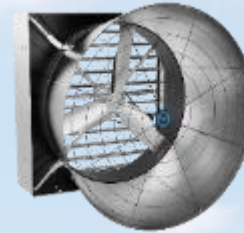


Climate systems




FoodTech offering

High-efficiency fans



Air inlets



DataCenter Technologies offering

Packaged air economizers



Chilled Water CRAH



SyCool



Service



Controller



Sensors and software



The above products are examples of products in the Munters offering
CRAH – Computer Room Air Handler

Creating sustainable value

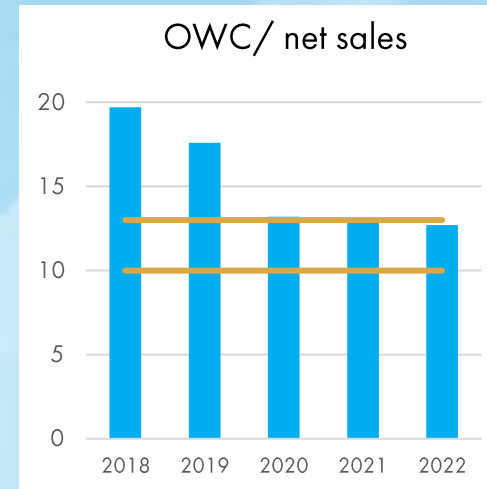
Munters' overarching target is sustainable value creation - with clear goals we steer operations and set priorities that help us reach our overarching targets.



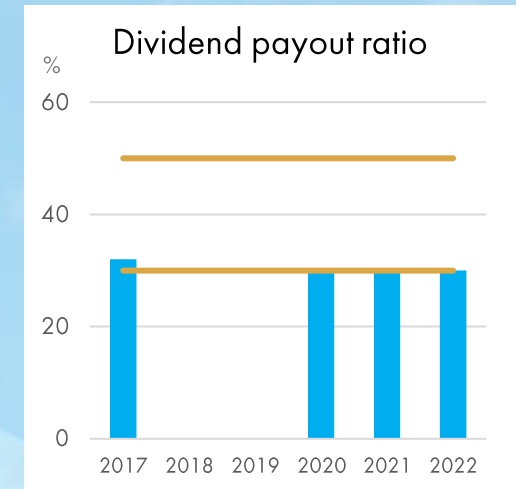
Target: Annual organic growth p.a. over a business cycle of 10%



Target: Adjusted EBITA margin of >14%



Target: Average OWC, LTM* as % of net sales for the same period



Aim: to pay an annual dividend corresponding to 40–50 percent of net income for the year

* OWC = Operating Working Capital
LTM = last twelve months

Our purpose - For customer success and a healthier planet

CDP rating

B

(2021: C)

Renewable electricity

72%

(2021: 53%)

Recycling rate

52%

(2021: 54%)

Energy efficiency**

0.62

(2021: 0.89)

Allbright
Even gender
distribution in mgmt
team placed us on
the Greenstock
Exchange List



Total Recordable
Incident rate (TRIR)

1.8

(2021: 1.7)

Percentage women in
workforce

21%

(2021: 22%)

Percentage women
leaders***

22%

(2021: 23%)



Net sales aligned to the
EU Taxonomy

37%

(2021: 35%)

Service share of net
sales

15%

(2021: 15%)

Code of conduct for
suppliers

100%

(2021: 100%)

Financial figures Dec 2022

* Reported in accordance to GHG Protocol

** Electricity consumption in production facilities relative to production value (MWh/production value SEK 000) as of LTM Q4, 2022.

*** Salary setting managers