

»ZEW« Flatwave 2600

Air inlets

The »ZEW« Flatwave compact wall inlet convinces due to its flat, compact construction. The flap can be opened and closed variably in vertical direction. This offers a benefit if the projection of a pivoting fresh air inlet into the room is not wanted.

Advantages

- Wave structure for high throwing range at little flap opening
- Air guidance directed slightly upwards – even at little flap opening
- Air conduction lamellas are individually adjustable
- Made of heat-insulated polyurethane
- Compact design
- Integrated slot for optional bird protective grid and air conduction sheet


The frame and the flap consist of heat-insulated polyurethane – the adjustable air conduction lamellas of UV-stabilized PVC.

With this wall inlet the volume flow and air guidance are decoupled. Four individually adjustable air conduction lamellas provide an ideal air guidance. Depending on the opening of the flap, the volume flow is dosed.

Thanks to its wavy structure, a high throwing range of the „heavy“ fresh air is also guaranteed during cold outdoor temperatures (winter position). Furthermore, the air flow is already directed slightly upwards when the flap is opened just a little. During summer, the flap allows an intake of warm fresh air along the wall downwards when open 75 % or more.

Thanks to the intake nozzle, integrated in the frame, a nearly loss-free intake into the inlet is possible.

The integrated seal in combination with the lateral flap guidance embedded in the frame guarantee high tightness.



winter position



summer position – no floor ventilation

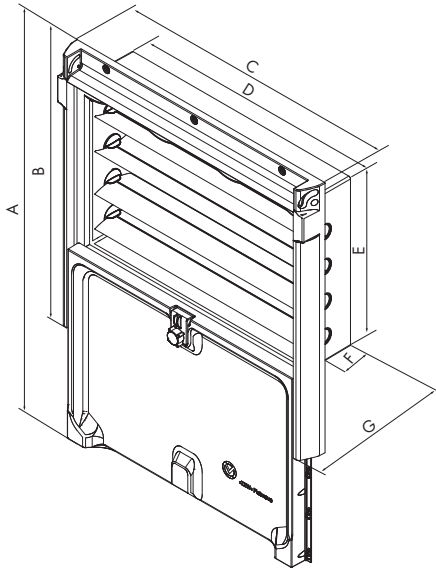


summer position – incl. floor ventilation (> 75 %)

»ZEW« Flatwave 2600

Air inlets

Dimensions



Load capacity

»ZEW« Flatwave	
Quantity	30 pcs.
Pallet size	0.72 x 2.3 x 2.2 m

Technical specifications

»ZEW« Flatwave a.o.		
Air flow ¹	[m ³ /h]	3,800
Traction	[N]	40
Stroke way	[mm]	430
Installation dimension	[W x D/mm]	655 x 440

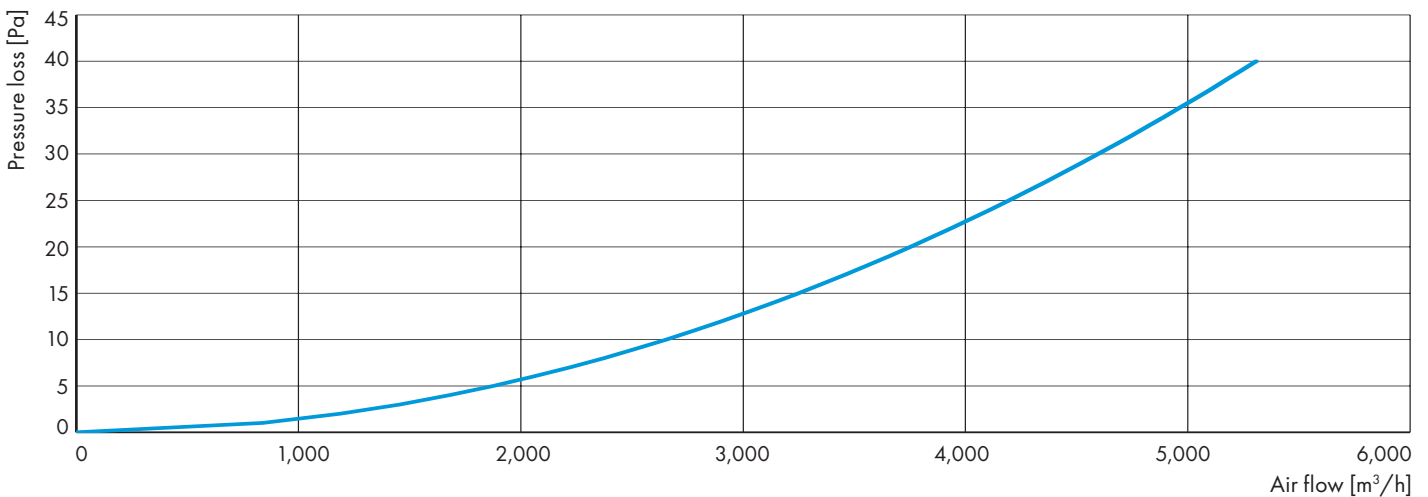
¹ Air flow at 20 Pa; a.o. = automatic opening

A	B	C	D	E	F	G
982 mm	698 mm	741 mm	655 mm	440 mm	120 mm	182 mm



»ZEW« Flatwave 2600 with optional air conduction sheet

Air capacity



Find your nearest Munters office at www.munters.com

Munters reserves the right to make alterations to specifications, quantities, etc., for production or other reasons, subsequent to publication. © Munters AB, 2021