

# Assembly instruction



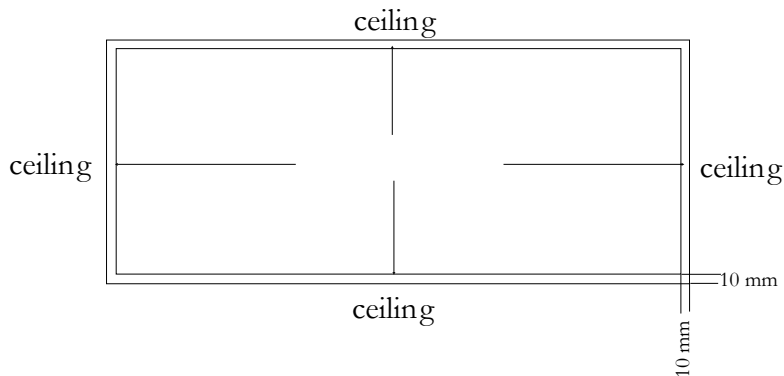
Loft Inlet

## Loft Inlet

Munters reserves the right to make alterations to specifications, quantities, dimensions etc. for production or other reasons subsequent to publication.

The information contained herein has been prepared by qualified experts within Munters. While we believe the information is accurate and complete, we make no warranty or representation for any particular purpose. The information is offered in good faith and with the understanding that any use of the units or accessories in breach of the directions and warnings in this document is at the sole discretion and risk of the user.

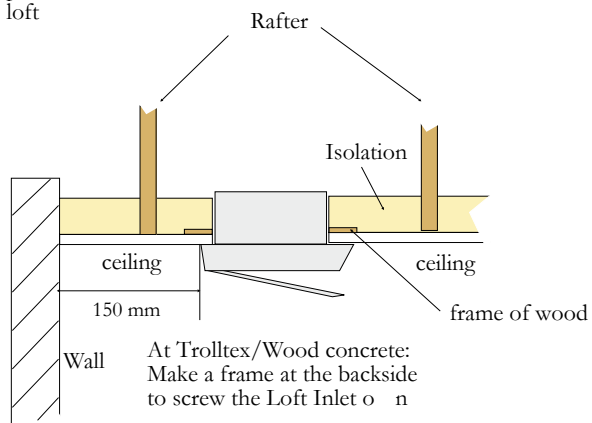
# Assembly instruction Loft Inlet



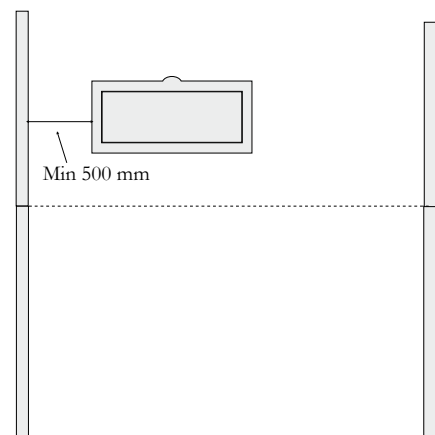
Loft hole: dimension  
length x width  
655mm x 265 mm

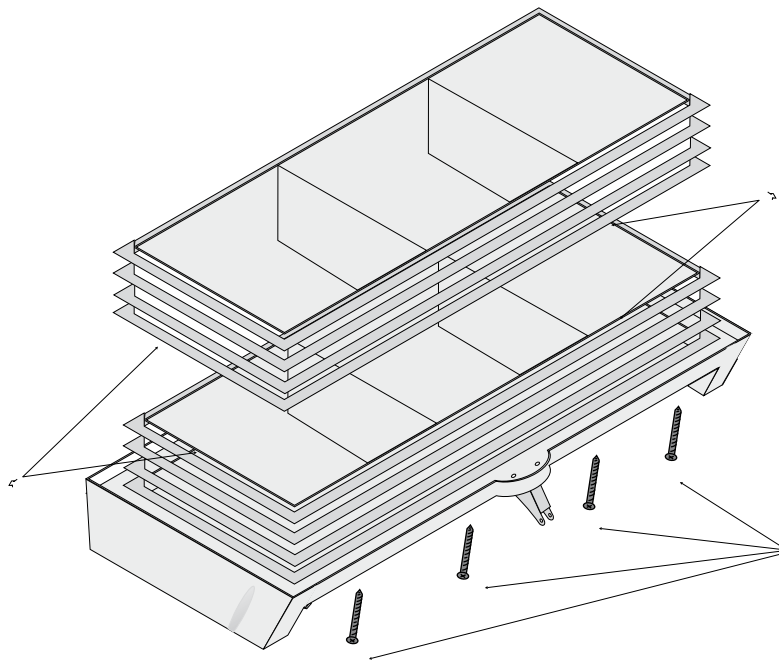
1. The Loft Inlet must be centered in the hole

e.g. :  
placement when  
loft



e.g. :  
placement when  
steelrafter

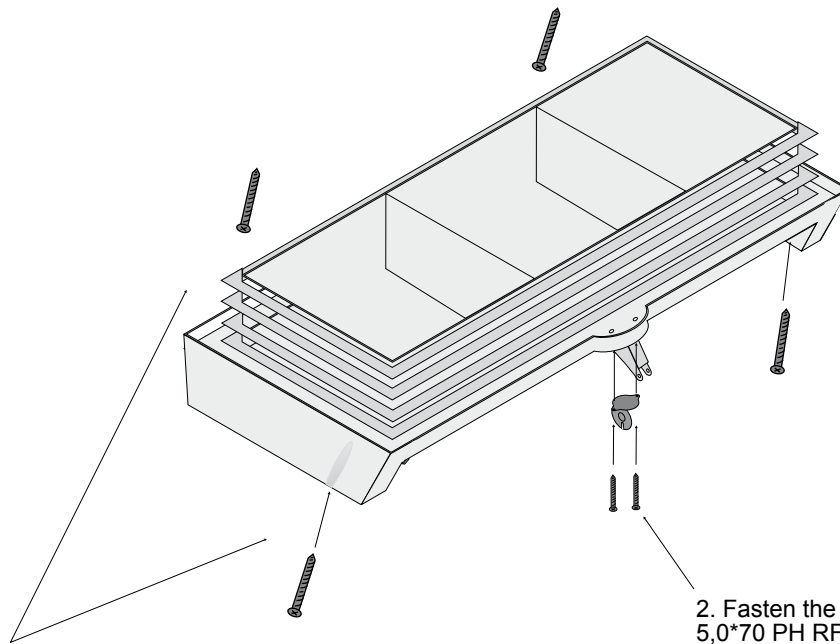




At ceiling thickness more than 10 cm mount adaptor by pushing the adaptor into the Loft Inlet. Fasten with 2 plate clip (B26-003) at long side and 1 plate clip (B26-003) at the end.

4 pcs screw  
5x80 UH (03-572)

## Assembly instruction Loft Inlet



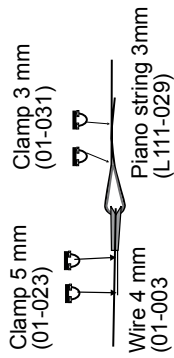
1. Screw the loft inlet onto the ceiling with 4 screws 5,0\*50 UH RF (03-566)

2. Fasten the slide ring with 2 screws 5,0\*70 PH RF (03-670) through the loft inlet onto the ceiling.

# Mounting the wire pulling system onto the Loft Inlets

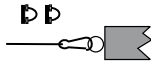
Loft inlet must be closed when mounting the wire pulling system

**Fig. 5**



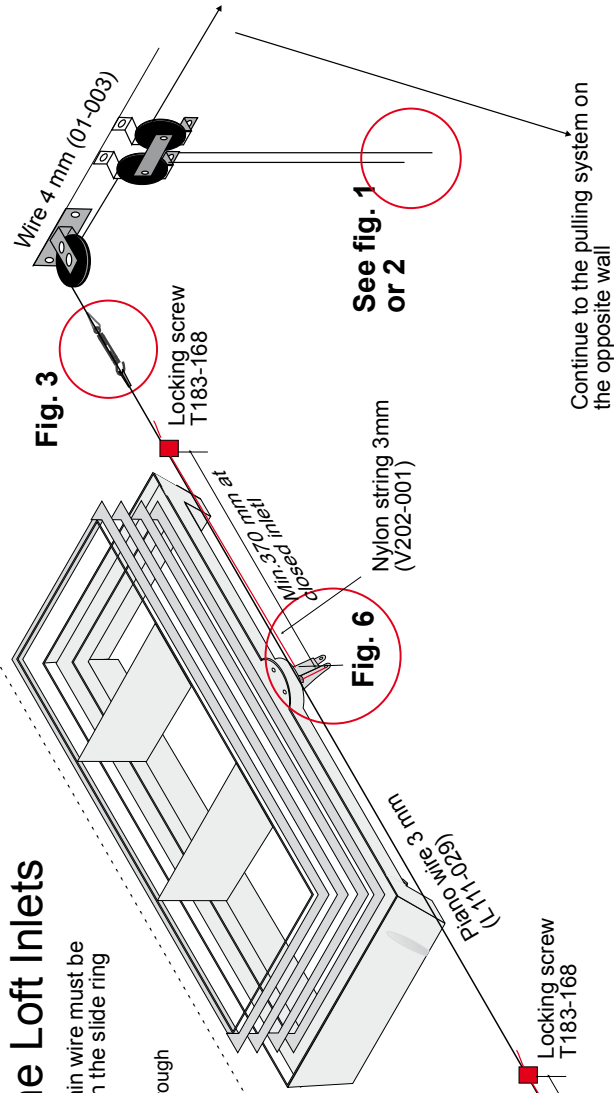
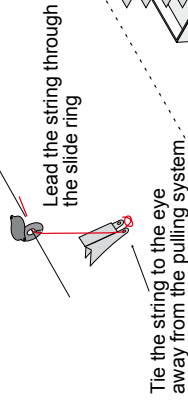
**Fig. 4**

Put the wire through a snap hook and fasten with 2 clamps. Hang the weight in the snap hook.



**Fig. 6**

NB! The main wire must be lead through the side ring

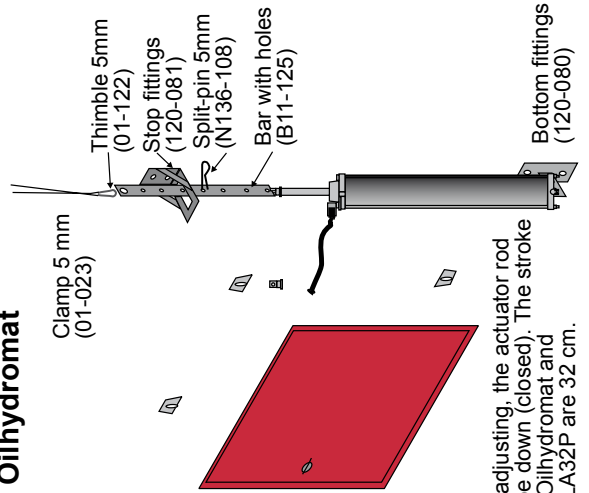


**See fig. 1 or 2**

**Fig. 6**

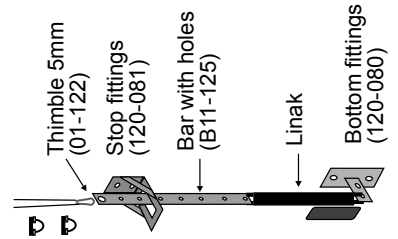
**Fig. 5**

**Fig. 1 Oilhydromat**



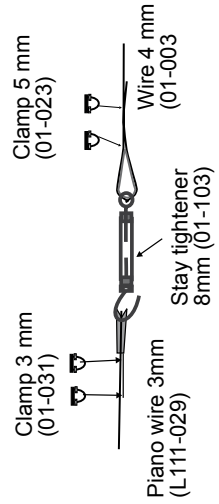
When adjusting, the actuator rod must be down (closed). The stroke of the Oilhydromat and Linak LA32P are 32 cm.

**Fig.2 Linak LA32**



**Fig. 3**

The wire and the piano wire are assembled with 2 Thimbles, 1 Stay tightener and 4 clamps.



**Fig. 4**

IL Loft Inlet is developed and produced by Munters Turbovent A/S, Denmark



Munters Europe AB, HumiCool Division, Isafjordsgatan 1, P O Box 1150, SE-164 26 KISTA, Sweden.

Phone +46 08 626 63 00, Fax +46 8 754 56 66. [www.munters.com](http://www.munters.com)

Munters Turbovent Agro AS, Nordvestvej 3, DK-9600 Aars -

Phone +45 9862 3311, Fax +45 9862 1354. [www.turbovent.dk](http://www.turbovent.dk)

**Australia** Munters Pty Limited, Phone +61 2 6025 6422, **Brazil** Munters Brasil Industria e Comercio Ltda, Phone +55 11 5054 0150, **Canada** Munters Incorporated, Phone + 1 905 858 5894, **China** Munters Air Treatment Equipment (Beijing) Co., Ltd., Phone +86 10 80 481 121, **Denmark** Munters Turbovent, Phone +45 98623311, **Finland** Munters Oy, Phone +358 9 83 86 030, **France** Munters France S.A., Phone +33 1 34 11 57 50, **Germany** Munters Euroform GmbH, Phone +49 241 89 0 00, **India** Munters India, Phone +91 20 30522520, **Indonesia** Munters Phone +62 21 9105446-7, **Italy** Munters Italy S.p.A., **Chiusavecchia** Phone +39 0183-52 11, Munters Italy S.p.A., **Mondovi** Phone +39 0174 560 600 **Japan** Munters K.K., Phone +81 3 5970 0021, **Kingdom of Saudi Arabia and Middle East** Hawa Munters, Phone +966 1 477 15 14, **Korea** Munters Korea Co., Ltd, Phone +82 2 761 8701, **Mexico** Munters Mexico Phone +52 722 270 40 30, **Russia** Munters Europe AB, Phone +7 812 4485740, **Singapore** Munters Pte Ltd +65 744 6828 **South Africa and Sub-Sahara Countries** Munters (Pty) Ltd, Phone +27 11 971 9700, **Spain** Munters Spain S.A., Phone +34 91-640 09 02, **Sweden** Munters Europe AB, Phone +46 8 626 63 00, **Thailand** Munters (Thailand) Co. Ltd., Phone +66 2 645 2708-12, **United Kingdom** Munters Ltd, Phone +44 845 644 3980, **USA** Munters Corporation **Fort Myers**, Phone +1 239 936 1555, Munters Corporation **Mason**, Phone +1 888 335 0100, **Vietnam** Munters Vietnam Phone +84 8 825 6838 **Export & Other countries** Munters Europe AB, Phone +46 8 626 63 00

Munters reserves the right to make alterations to specifications, quantities, etc., for production or other reasons, subsequent to publication.  
© Munters AB, 2008