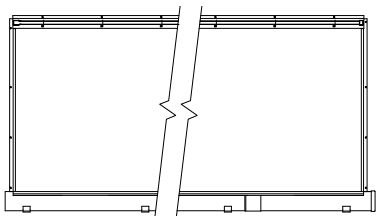


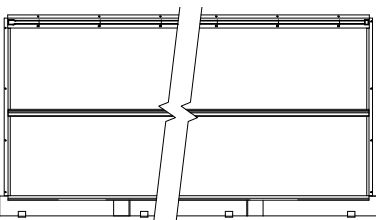
Cooling Frame System Step 1 Frame Type Step 2 Determine System Length



CT	Premium Extruded Aluminum Closed Header	CT10, CT05, CT04, CT02
CTxx-20	Premium Extruded Aluminum Open Header	CT10-20, CT05-20, CT04-20, CT02-20
CN	Plastic Open Header	CN10, CN05, CN04, CN02

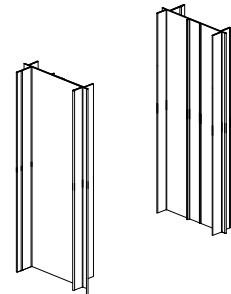
Systems are sold in 10', 5', 4' & 2' modules, shown above.
 Select required modules lengths to make the desired system length.
 i.e.: 65' L. CT Cooling System requires 6 - CT10 and 1 - CT05
 i.e.: 74' L. CN Cooling System requires 7 - CN10 and 1 - CN04

Height Extension Kit Step 1 System Length



CH Height Extension Kit for **CT Systems only**, **CANNOT** be used with CN Cooling Frame.
 CH systems are sold in increments of 5' lengths from 10' thru 85'
 i.e.: CH10, CH25, CH30, CH85

Ending Kit and Sealant Step 1 Ending Kit Type Step 2 Sealant



EC4110	Ending Kit for CT/CN System with 1½" Supply Pipe
EC4115	Ending Kit for CT/CN System with 2" Supply Pipe
EC4122	Ending Kit For CH System

If a CT System and a CH System is ordered an ending kit is required for each one.

KA2364 - E6100, Clear or Gray sealant for aluminum and plastic cooling

One tube required for every 20' of cooling system. i.e.: a 60' system, requires 3 tubes, a 75' system requires 4 tubes.

*Warranty is void if KA2364 sealant is not used.

6" Munters CELdek® Cooling Pad

Select desired height and type of pad. All Pads are 6" thick and will function in all systems.
 Order 1 piece of pad for each foot of frame length.



6" Coated Pad with MI-T-edg®	6" Non-Coated Pad
CEL1545061224M1 - 24"H. x 12"W. x 6"D.	CEL1545061224 - 24"H. x 12"W. x 6"D.
CEL1545061236M1 - 36"H. x 12"W. x 6"D.	CEL1545061236 - 36"H. x 12"W. x 6"D.
CEL1545061248M1 - 48"H. x 12"W. x 6"D.	CEL1545061248 - 48"H. x 12"W. x 6"D.
CEL1545061260M1 - 60"H. x 12"W. x 6"D.	CEL1545061260 - 60"H. x 12"W. x 6"D.
CEL1545061272M1 - 72"H. x 12"W. x 6"D.	CEL1545061272 - 72"H. x 12"W. x 6"D.
CEL1545062424M1 - 24"H. x 24"W. x 6"D.	CEL1545062424 - 24"H. x 24"W. x 6"D.
CEL1545062436M1 - 36"H. x 24"W. x 6"D.	CEL1545062436 - 36"H. x 24"W. x 6"D.
CEL1545062448M1 - 48"H. x 24"W. x 6"D.	CEL1545062448 - 48"H. x 24"W. x 6"D.
CEL1545062460M1 - 60"H. x 24"W. x 6"D.	CEL1545062460 - 60"H. x 24"W. x 6"D.
CEL1545062472M1 - 72"H. x 24"W. x 6"D.	CEL1545062472 - 72"H. x 24"W. x 6"D.

Pumps - Match Pump with frame length



Submersible Pumps

Catalog No.	Max. Frame Length	HP	Phase	Voltage
EC1319	40'	1/3	1	115
EC1122	80'	4/10	1	115
EC1123	80'	4/10	1	230
EC1269	120'	1	1	230
EC1269-3	120'	1	3	230
EC1270-3	120'	1	3	460

Non-Submersible Pumps

EC1155	60'	3/4	1	115/230
EC1156	120'	1	1	115/230
EC1155-3	60'	3/4	3	208-230/460
EC1156-3	120'	1	3	208-230/460

For additional pump information refer to the Cooling and Pump Tech Spec PCS-TSr7

Tank Kits - CT and CN Frame System

Molded Poly Tank



Molded Poly Tank, 31 Gallons, 1½" Supply (Submersible Pump)

EC1640	Center Tank Kit Up to 120' (60' each way)
EC1640-2P	Center Tank Kit, 2 pumps, Up to 120' (60' each way)
EC1642	End Tank Kit, up to 72'

Molded Poly Tank, 31 Gallons, 2" Supply (1 hp Submersible Pump)

EC1660	Center Tank Kit Up to 120' (60' each way)
EC1665	End Tank Kit, up to 72'

Molded Poly Tank, 31 Gallons, 1½" Supply (Non-Submersible Pump)

EC1641	Center Tank Kit Up to 120' (60' each way)
EC1644	End Tank Kit, up to 72'

Plumbing supplied with Tank



Pipe Tank, 25 Gallons, 1½" Supply (Submersible Pump)

EC1606	End Tank Kit, up to 72'
EC1609	Center Tank Kit Up to 120' (60' each way)

Pipe Tank, 25 Gallons, 2" Supply (1 hp Submersible Pump)

EC1650	End Tank Kit, up to 72'
EC1655	Center Tank Kit Up to 120' (60' each way)

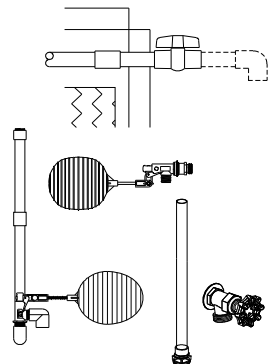


Pipe Tank

Plumbing Kits - If Munters Tank Kit is not purchased

EC1165	Plumbing Kit for Submersible Pump less than 1 hp
EC1166	Plumbing Kit for Non-Submersible Pump

Miscellaneous Equipment



EC1630	Cooling Tank Drain Kit, below grade
EC1635	Cooling Tank Drain Kit, above grade
EC1507	Flush-Out Kit for 1½" distribution pipe
EC1610	Float Valve Kit for 10" Tank
EC1615	Float Valve Kit for 15" Tank
EC1034	In-line Strainer with 20 mesh stainless steel screen, 1½" FPT inlet and outlet
EC1035	In-line Strainer with 20 mesh stainless steel screen, 2" FPT inlet and outlet
EC1161	Foot Valve (check valve) w/ guarded inlet, 1½" FPT outlet, plastic
EC1333	Drain Fitting for making plumbing connection to tank, 2" FPT outlet, plastic